

NAVA NEWS

NORTH AMERICAN VEXILLOLOGICAL ASSOCIATION



VOLUME XXI, NO. 1

JANUARY/FEBRUARY, 1988

FLAG PRESERVATION SYMPOSIUM Oct. 29-30, 1987

Hosted by Pennsylvania
Capitol Preservation Commission

reported by Don Healy

For two days, approximately one hundred vexillologists conservators, museum curators and others gathered in the state capitol in Harrisburg to discuss all aspects of flag preservation and conservation. For an individual not generally attuned to flag preservation concerns and needs, it proved to be very enlightening and, at the same time, very saddening.

The focus was on the various states' flag collections of Civil War regimental colors and how to save them from total destruction. As NAVA's own Grace Cooper, one of the featured speakers, reported, the treatment of silk, the most common material used in these flags, was different in the 18th and 19th centuries. It is this difference between these treatments that keeps the Bedford flag, Pulaski's banner and other flags of the Revolution in stable condition, but is turning Civil War flags into nothing more than bits of thread.

This chemical conspiracy has been compounded by poor storage, excessive exposure to sunlight and crude preservation attempts in the past. All of these have damaged the fiber in the flag.

There were four theme sessions - general vexillological and historical topics; various conservation techniques; several on-going preservation projects; and financial aspects of flag conservation.

Many of these collections, and similar trophies in Canada, do not get the tender treatment they now require. For many, it is already too late. One example being worked on, at Pennsylvania's fantastic laboratory, was nothing more than gold fringe, parts of the painted center, and a few loose threads of blue silk.

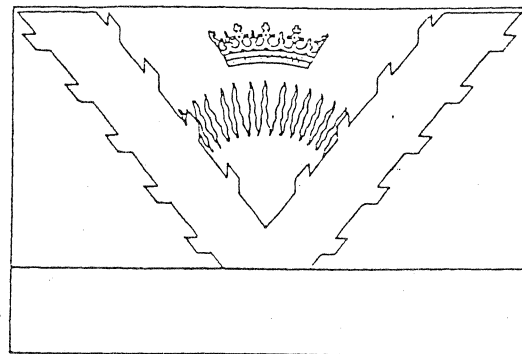
As a vexillologist, it was apparent that NAVA has a moral duty to perform. Each NAVA member can write his or her state/provincial legislature to support an on-going preservation effort wherever they exist. If no local effort exists - maybe one should be started. From the symposium, this reporter learned of current programs in Vermont, Massachusetts, Connecticut, New York, New Jersey, Pennsylvania, North Carolina, Indiana and Missouri. That leaves a lot of gaps. Some, like New Jersey's (I'm sad to admit) have been hampered by bureaucracy or insufficient funding.

Readers will be pleased to learn that NAVA was well represented at the symposium with at least ten of the attendees being NAVA members. Now it is up to the entire membership to voice their concerns.

Our thanks to the Pennsylvania Capitol Preservation Committee for organizing a much needed symposium and our congratulations to the government and people of Pennsylvania for the wonderful and loving job they are doing in preserving their past.

THE FLAG OF THE V CENTENNIAL OF THE DISCOVERY OF AMERICA (1492-1992)

*by Gustavo
Tracchia*



With the approach of the celebrations of the 5th Centennial of the Discovery of America, the Spanish Society of Vexillology (S.E.V.), organized a contest for a flag to commemorate this important event.

The winner, member of Instituto Madrileño de Vexillología (I.M.V.), a chapter of S.E.V., was Mr. Jose M. Montells.

The flag was reproduced by the publication "Moharra" issue #3 of December of 1986, which was published by the I.M.V., and along with it an article written by Mr. Montells where he expressed the job of being the winner but also gave credit to Mr. Antonio Manzano, with help in redrawing the original design to its present form. Mr. Montells said that was a collective effort.

In the same article it is mentioned the proposal of a collective task for every vexillologist and organizations in trying to obtain from the official authorities of each American Country the recognition of that flag as the official flag for the celebration of the discovery of the new race, the American race.

The flag is of two horizontal stripes; white over blue. The white representing peace, and the blue the ocean that keeps us united with the old continent.

At the center of the white stripe a red V or roman numerical five, which is formed by the upper arms of the saltire Cross of Burgundy, with a sun rising from behind the cross and a royal crown at the top of all.

It is important to remember that the Cross of Burgundy, introduced to Spain by the Hapsburg dynasty in 1506, has been a symbol that although foreign in its origins, was adopted by Spain and has still been used today in royal banners and regimental flags.

The Hispanic-American nations have a flag already called the Hispanic Race Flag; hoisted in Argentina by President Hipolito Irigoyen for the first time the 12th of October of 1917, when the holiday was officialized.

This flag is white with three purple crosses, being the middle cross a little larger than the other two. Behind the center cross also a sun rising, symbolizing the new race, a new civilization and culture. The three crosses represent the ships that made the discovery voyage under Columbus.

This new 5th Centennial flag, is the result of the Hispanic Race Flag, and the early Spanish flags brought to America.

Excerpts taken from "Moharra" #3, December 1986, with the consent of his editor and the writer of the article.

From the President . . . WOODY'S WORDS



W. W. Ridgway

Several members have requested NAVA to have the annual meeting in their area. This is good as we must plan two years in advance for the time and place. There is a lot of enjoyment and pride in hosting a NAVA meeting.

When requesting a meeting for your area; take a good look at all possibilities. Is there vexillology interest, lodging, transportation, etc. A letter should be written addressed to the President and Executive Board requesting their consideration. This letter should express the general ideas of your plans and prices.

Upon acceptance of your request the Executive Board appoints a host chairman. The host chairman may then form a convention committee. This committee can do a lot of hunt and seek for a meeting place, but a better way is to go to the tourist/convention bureau in the local area. They will need to know the approximate number attending, space needed and the overall plan. Then all you have to do is sit back; you will be bombarded with letters/brochures/invitations to visit many hotels and convention centers. You may also want to check with the small local colleges in your area.

The Vice President usually serves as the Committee Program Chairman; he will send out the call for papers. The newly formed Host Committee must prepare a detailed report to present to board meeting and at the annual meeting one year prior to the convention they are planning. Specific dates, lodging costs, program schedule, approximate registration fee, etc. must be included.

The committee must be responsible for selecting the hotel and obtaining the best room rates possible. Check meeting rooms (cost, if any), exhibit space (that can be locked when not in use) cost, parking facilities (for those members who arrive in R.V.'s), check local transportation to and from airports cost, plan banquet, refreshment breaks, Friday evening reception and possibly a luncheon and continental breakfast. Cost of printing, extra mailing, banquet, refreshments, luncheon and breakfast, if served, and Friday evening reception. Prepare total cost and divide by number of members expected to attend to figure cost per person. This will give you the amount that should be charged for the registration fee. Be conservative on your attendance count, liberal on your registration fee expense - remembering that each NAVA meeting must support its own expenses. Our general membership budget does not cover the Annual Meeting cost. Members attending the NAVA meeting will do so at their own expense, and pay for the cost of the meeting itself.

The Host Committee should negotiate a contract with the hotel to guarantee space for the time needed. NAVA 22 will not be held in Newport, Rhode Island. The hotel charge for Meeting and Display rooms was \$1500 per day. This would have added an expensive additional charge to an already expensive hotel charge. The Executive Board decided that the high cost would have discouraged many members from attending. NAVA 22 is still scheduled for October 7, 8, 9, 1988 in New England. Full details will be given in the next issue of NAVA News.

Mark Liss, as Historian, plans to have a table display of NAVA memorabilia at our Annual Meeting.

13th International Congress of Vexillology
24-29 September 1989, Melbourne,
Australia

Congress Address
Congress Co-Ordinator
Flag Society of Australia (Inc.)
P.O. Box 142
Collins Street Post Office
Melbourne, Victoria
Australia 3000

National
Australia
Bank Ltd  **Travel**
Licenced Travel Agent No. 30307

Official Congress
Travel Agent)



CONGRESS FLAG
Adopted 20th, October, 1987

- Field: (Hoist side) United Nations Blue (International Congress).
(Flyside) Bright Red ("Red Earth" of central Australia.)
- Proportion: 2:3 International Standard.
- Design: Two kangaroos in profile, the first in white (shown in black), the second in bright red (shown in white), within which lies a motif all in bright gold (shown in black) representing a stylized Roman "XIII" (13) - (the sequential number of the Congress), doubling as an intertwined stylised letter "M" (for Melbourne -the Congress venue) The human figure "X" flourishing from its right hand a long streamer, also in gold (shown in black), flying out to the fly edge, represents the subject of this Congress and that it is about people and humanity learning to live in harmony under many banners (there are many mansions in the Father's House).
- Colours: U.N. Blue, gold and white are the colours of the Flag Society of Australia. Red and white are the colours of Melbourne.
- Designer: Mr. Antony C. Burton (F.S.A. Member) Milsons Point, New South Wales, Australia.

NAVA NEWS CONTRIBUTORS

Nicholas Artimovich II
F.G. Brownell

James Croft
Donald Healy

Ted Kaye
David Pawson

John Purcell
W.W. Ridgway

Gustavo Tracchia
Henry Untermeyer

BASIC TRAINING

Displaying Small Flags

by David Pawson

Collectors of miniature flags often face the problem of inadequate display equipment. These flags are normally sold without bases. Such bases are available with holes for one, two, three, four, five, six, seven, or ten flags, and usually have their holes arranged in a circular pattern, which is not always desirable. Special bases are available for the United Nations Organization of American States, and U.S. State sets, but the price is often prohibitive.

What can be done when there are only eight flags, as with Australia and its states, or for other intermediate-sized sets, such as Canada and its twelve subdivisions? Or when the set is extremely large, such as the 250 (plus or minus) flags of the world? Even the U.N. base cannot accommodate so many flags.

For most sets, pre-cut molding, available in most hardware stores, is a good solution. Select a pleasing style and cut to the proper length for the particular display. Drill 3/16" holes in the appropriate spaces, and paint or stain the wood for a finished base.

Because all flagpoles are not created equal, it is sometimes necessary to "hog out" the holes. To do this, simply move the drill bit around in little circles while drilling. In order not to drill too deeply, and to give uniform depth to the holes, a drill press is preferred, but the lack of this tool is not major problem. Simply take a small block of wood and drill through it, leaving it on the drill while making holes. Only the exposed portion of the bit will enter the base wood.

While this method is fine for small and intermediate sets, few people have the patience to drill 250 holes. To solve the problem of displaying the world, pegboard with 1/8" holes may be used. This is also available in most hardware stores, in a variety of sizes. Four by four feet is sufficient for the world. By affixing thin strips of wood to the back, a wire can be strung to allow the pegboard to be hung on the wall like a picture. Because the poles are 3/16" and the holes are 1/8" (2/16) it will be necessary to apply some pressure to insert the flags. Grip the poles low, in order to prevent breakage. The tight grip of the pegboard will prevent sagging when the board is hung up. Flags should be spaced so that each row of flags does not drape onto those below. Painting the pegboard is optional and should be done before flags are inserted.

4 x 6 CORNER


Although these are not new, these are unusual ones you may not be aware of in 4" x 6" flags:

Choctaw Indians	Santa Barbara, CA
Dutch East India Co.	Philadelphia (reissue)
Fleur de Lis (23 pieces semme')	All Swiss Cantons
Serapis or John Paul Jones flag	Kingdom of Oz
Spanish Cross of Burgandy	

Don Healy, 523 Centre St., Trenton, NJ 08611

COLLECTOR'S CORNER #8

by Nicholas Artimovich II
6280 Light Point Place
Columbia, MD 21045



The institution of slavery was not widely practiced in the western counties of Virginia in the early 19th century. When that state joined the Confederate States of American in 1861, the western counties themselves wished to secede from Virginia. They did so, and in 1863 became the 35th state under the name "West Virginia." Their star was added to the flag on July, 1863.

This example of a 35 star flag is of woolen bunting with 70 hand sewn stars (35 on each side) and machine sewn stripes (the sewing machine was not commonly used to apply stars until the 1870's and 1880's). It measures 5½ feet by 10 feet, with two brass grommets in the heading. It appears to be a mass produced flag because of its regularity rather than a "home-spun" version. A few period repairs in the fly indicate the care shown to this flag.

NAVA MEMBER IN THE NEWS

Hobbyist Unfurls City's Very Own Flag

From the:
Brunswick (Ohio) SUN TIMES
October 1, 1987
by Debbie Palmer

BRUNSWICK — When John Purcell of El Dorado Boulevard attended an international flag convention in San Francisco this summer, he was amazed to see a Brunswick flag on display.

"I said, wait a minute, I've been in flags a long time, and I didn't even know we had one," Purcell said.

Purcell, a vexillologist — that's a flag researcher and collector, for those with less nimble tongues — figured if he didn't know Brunswick had a flag, then probably no one else did. And they should, he said.

So, after meeting with City Manager Robert Trimble, Purcell drafted a resolution "officially adopting the Brunswick city logo as the symbol, for the Brunswick city flag."

THE RESOLUTION had its first reading by City Council Monday.

He also asked Trimble to have several flags made and to fly one at City Hall.

"I just felt, let's not keep this under wraps," Purcell said. "If we have a flag, let's let people know about it."

The official flag would have the same design as the current flag which was "hastily devised" by former Mayor Stan Umpleby when the Brunswick High School marking band played in Washington D.C. for the presidential inauguration in 1984, according to Purcell.

The city logo — the word "Brunswick" in capital letters, with a tree substituting for the letter "i" would be written in brown on a white background with "Ohio" underneath. The logo already appears on city stationary and hats.

Purcell, a professor of Spanish and foreign language education at Cleveland State University, also did some research for the resolution. The brown letters of the logo, he said, "suggest the original meaning of the name Brunswick in German dialect, Brunswic, (Brunswig) or Brown Market."

The name evolved into Braunschweig, a former duchy in central Germany, in modern German.

Brown also recalls the "fertile earth which was found by the original settlers in the Brunswick area," while the green border shows that Brunswick "is a city of many green trees, parks, and lots that are the pride of the city's homeowners."

White is the color of hope and reflects the city's faith in its future, the resolution says.

Purcell, an 11-year city resident has a large flag collection and specializes in photographing flags of Ohio communities.

Council members have said they would honor Purcell

with a proclamation when they approve the legislation Oct. 26.

Editor's Note: John Purcell writes, "The Mayoral Proclamation the city gave me is very nice . . ."

MODERN FLAG DESIGN TRENDS - AT SEA

by Don Healy

Since the appearance of the article "Modern Flag Design Trends" (Flag Bulletin #119) several people have pointed to various flags used by naval vessels of private individuals at sea as contradictions to my hypothesis that flags with cantons have gone into disfavor.

These flags, in my viewpoint, do not contradict the "death of the canton" hypothesis, for they lie outside the realm governed by the hypothesis. The "death of the canton," as well as my other propositions apply solely to the national flag on land, the base flag from which other national flags are derived. Those used at sea are such derivatives and as such are ruled by different thought processes.

Let us recall the reasoning behind the abandonment of the canton. As used on land, the canton signified subservience to a colonial power. British colonial ensigns contained the ruling nation's flag as a canton while the colony was represented by a mere badge in the fly. Therefore, if a flag had a canton it was attesting to colonial submission instead of national sovereignty.

At sea, different reasoning applies. The three quarters that compose the area outside the canton do not serve to identify any particular nation, but rather, the type of vessel using the flag. In the very influential British system red simply means the ship is privately owned; blue that it is a government owned non-warship and white with a cross means a naval vessel. Nationhood and sovereignty are derived solely from the canton; the opposite from its usage on land. This concept of using the canton to identify nationality and the fly to identify the type of vessel could readily be adopted by new nations since the domination/subjugation issue does not come into play.

By adopting the functional use of the fly at sea, the emerging nation asserts its equality with its former ruler and, at the same time, complies with a long established method of identifying a ship's functionality regardless of nationality.

When viewing the modern evolution of flags at sea one should concentrate on that portion (sometimes the entire flag) that denotes nationality, not functionality, to truly observe design changes.

Before concluding, mention must be made of the new Saudi naval ensign and merchant flag.

The new merchant flag does follow traditional form for its function, although it does reduce the canton to 1/9 of the area and adds a white fimbriation. The field color has been altered to green, but from the vexillographers viewpoint, it is a normal merchant flag. The ensign is a different story.

Saudi Arabia reverses the norm, using the national flag as the field and bearing a canton of blue with a yellow pilot's wheel to signify functionality. As far as naval ensigns go, this flag is totally unique. It runs contrary to not only the "death of the canton" but many long held concepts of functional design for flags at sea. Could this be the beginning of a new trend?

CIVIC FLAGS: SCARBOROUGH, ONTARIO

by James Croft

Scarborough, the seventh largest city in Canada and the largest of the six municipalities comprising metropolitan Toronto, can trace the origin of its civic flag to late 1968. The Development committee of the Borough Council was seeking ways to promote Scarborough through different media. At one of their meetings a controller proposed the idea of a civic flag and the concept received unanimous approval. A debate then arose on various ways to gain public support for the project, including holding a contest. Finally, a decision was made for Mayor A. M. Campbell and his staff to develop the flag, which the Borough Council endorsed.

The staff presented several proposals but all were rejected for various reasons. The mayor then met Mr. Clem Wade, Design and Production Manager of Canada Decal Company, while making a speech at a Scarborough service club. Mr. Wade explained to the mayor how in his travels on company business there was a lack of an image identifying the company with the borough. Mr. Wade's thoughts were similar to the mayor's and through the support of the council, Mr. Wade made the services of the art department of Canada Decal Company available to Scarborough. The staff perused literature on heraldry and vexillology to aid them with the design. The mayor's own feeling was that the symbol should be simple.

Mayor Campbell next requested Miss Doris McCarthy, a resident of Scarborough and head of the art department of the Board of Education, to be a consultant to the project. The symbol finally chosen for the flag was the Scarborough Bluffs. The bluffs are distinctive and do not appear as a symbol anywhere else. The cliffs of Toronto Bay (350 feet or 91.4 meters high) reminded Lady Simcoe, wife of John Graves Simcoe, lieutenant governor of Upper Canada, of those in Scarborough, England. Consideration was being given to call the area Glasgow, however in 1793 Lady Simcoe named the location Scarborough after its present day English sister city. The wavy stripes at the base of the flag represent Lake Ontario which the bluffs overlook and which the municipality borders. It is the smallest of the Great Lakes and is an integral part of the St. Lawrence Seaway-Great Lakes Water System. This is a major transportation system which assists in the importation and exportation of goods from Canada's interior. The red maple leaf represents the Dominion of Canada, where Scarborough is located. It has been used as a symbol of Canada since at least the mid 1800's, when Queen Victoria granted coats of arms to the provinces of Ontario and Quebec bearing maple leaves. However, it was not until 1965 that the maple leaf was confirmed as an official flag symbol of Canada. Today the maple leaf motif is used extensively on civic flags in Canada.

Fifty designs of the bluffs originally proposed were narrowed to three. On Monday, January 27th, 1969, the Development Committee examined the several remaining designs and recommended in "Report No. 1" that the "Council approve in principle of (sic) the Scarborough Flag, attached as Schedule B to this report, subject to the necessary approvals being obtained from certain experts and persons who are familiar with heraldic design and layouts." The Borough Council adopted the report on February 10th.

The design of the Scarborough flag shown on schedule B was almost identical to the flag finally produced except that the height of the three outer bluffs were lower and the white spaces between each bluff were wider.

The flag design was modified and Canadian Textile Limited (now known as Canadiana) gave some suggestions as to color modifications before the flags were finally manufactured.

On Monday, May 12th, the 61st Toronto Company of Guildwood Girl Guides participated in raising the new Scarborough flag for the first time in front of the municipal offices prior to the regular council meeting. Later an official dedication of the flag was given on August 19th at Thompson Memorial Park during the Annual Playground Festival. With close to 6,000 people in attendance, including 3,000 children, Mayor A. M. Campbell raised the flag.

The creation of the Scarborough flag through a volunteer effort demonstrates how a municipality can obtain a civic flag at very low cost. Although the flag was not begun as a revenue producing project, it has greatly assisted in promoting the "Welcome City." Fifty flags were immediately distributed to bands and marching units from the borough and today many companies in the municipality fly the flag. The flag is always flown at the beautiful civic centre, which opened on June 28, 1973, and small lapel pins bearing the flag motif are distributed to tour groups visiting the building. The flag design is also incorporated into the civic logo and has been produced on jewelry, patches and other items which have been used by groups from Scarborough in their travels around the world.

Recently, the Scarborough flag was flown along with the flags of Canada, Great Britain and Loyalist banners at a Loyalist demonstration in Portadown, Northern Ireland. The demonstration was a protest by the Loyalist against the Anglo-Irish Agreement.



FLAG DATA:

Proportions: 1:2

Colours: On a white field a red maple leaf and, in dark blue, five wavy stripes and a stylized representation of the Scarborough Bluffs.

SOURCES:

R. F. Anderson, "Dedication of the Scarborough Municipal Flag," *The Municipal World*, September, 1969.

"New City Ranks 7th in Size," *Toronto Star* (East Edition), June 28, 1983, p. 2.

"Call it Welcome City," *ibid.*, p. 2.

"Scarborough Around the World," *ibid.*, pg. 3.

"Scarborough, Ontario," *Flagmaster*, Spring 1986, No. 051.

Canada, Department of the Secretary of State, *The Arms Flags and Emblems of Canada*, Ottawa, Deneau Publishers, 1981.

Special thanks to Mr. Don Rogers, Communications Coordinator of the City of Scarborough, for graciously providing information for this article.

THE FELT FLAGS

by Don Healy

From the end of the 19th century and extending for approximately twenty years, an unknown (to me) cigar manufacturer in the United States lined his cigar boxes with felt "blankets" to cushion the fragile contents. These blankets were imprinted with various designs. Some of these subjects included butterflies, Indian blankets, school crests and flags of the world. Many of these felt flags can still be found at flea markets, swap meets, and antique shops.

Documentation on these curiosities is almost impossible to find. They are not to be found in antique books or catalogs and range in price from 50 cents to \$3.00, so their significance in the antique world is minimal.

In the vexillological world, these oddities continue as a fairly, though not totally, accurate snapshot of the world's flags seventy-five years ago. They may also be the source of some errors that continue to this day.

From the flags contained in these "cigar blankets," as the antique dealers call them, we can attempt to date them.

The only United States flags to be found are the 48 star national flag and the 48 star naval jack. This translates into post 1912 when Arizona and New Mexico were admitted to the union. However, New Zealand is sometimes represented by the United Tribes of New Zealand flag which is a pre-1901 design! Other confusions include Portugal which is represented solely by its post-1910 republican flag and El Salvador, which uses its pre-1912 flag patterned after the U.S. flag.

No flags exist from nations created as a result of World War I, so the series must have ended before 1918. Some countries are represented by more than one design. China, for example, has at least three flags. The first is an attempt to recreate the Chinese Imperial dragon, but uses a curious mix of lion and Chinese Fu dog. The second is the five striped flag of the Republic, dating from 1911. Lastly, there is the white sun on blue sky with red field which served as the Chinese naval ensign during the 1911-1928 period.

From these changing designs, one could speculate that each flag was issued, possibly one each month over a period of years. This would explain a few other mysteries about these flags, as well. To date, neither Albania nor Montenegro are represented in samples I have seen. Could they have been too obscure to rate inclusion? This may be the case for Montenegro, but Albania appeared in 1905 and may have been too late for inclusion in the series.

Another mystery that would be explained by the idea of a monthly issue would be availability. Certain flags are much more common than others and no logical pattern based upon geographic location of the nations they represent, familiarity, or popularity. Belgium, Bulgaria, Imperial China, Cuba, Liberia, Nicaragua, Russia and the United States seem to be the most common. Australia, Imperial German navy, Honduras, Korea, Morocco, Tunis and Uruguay are some of the most difficult to find. This may also reflect initial distribution in one geographic area,

in this case Central New Jersey and Eastern Pennsylvania. It may also reflect the series idea since sales of cigars would peak in certain seasons. How many fathers received a box of cigars under their Christmas tree containing a felt flag eighty years ago?

At least four different series can be identified. The most elaborate of these has a patterned field behind the flag and the country's name appearing on a crown centered at the bottom of the blanket. Similar to this is a series that uses a shield in lieu of the crown.

The remaining two series simply place the country's name in the lower portion of the field. The difference between these two series is that one uses patterned backdrops, while the other uses a plain field.

On top of these four series, the felt flags can be found in these sizes. The 5"x8" being the most common and varied. The smaller 4"x5" and the larger 8"x12" sizes are much less common and do not contain nearly as many different flags.

In the next issue we'll look at some of the errors and anomalies found in the felt flags.

NEW SOUTHERN AFRICAN FLAGS

by F.G. Brownell

ABSTRACT OF LECTURE DELIVERED AT THE FLAG CONGRESS OF SAN FRANCISCO 12-16 AUGUST 1987

1. In this lecture the growing interest in flags in Southern Africa is illustrated by means of about thirty 35 mm colour transparencies of flags taken into use over the past three years.
2. These include the new flag for the State President of the Republic of South Africa, introduced in September 1984; the new National Flag and Royal Standard of the Kingdom of Lesotho, introduced in January 1987; some flags of military units and formations both inside and outside the Republic of South Africa; and flags of civic authorities and educational institutions.
3. Since the South African Bureau of Heraldry is actively involved in both the design and registration of flags - and is not merely interested in flags for their historical value - practical considerations and problems experienced in the design of new flags also receives attention.
4. Mention is also made of active efforts to popularize the use of the National and other flags in South Africa.

(Ed. Note: The full text of all presentations will be published with the Proceedings of the 12th International Congress of Vexillology, by the Flag Research Center in the Flag Bulletin as a special triple issue in early 1989.)

LETTERS

August 13, 1987

Flag Congress/San Francisco
450 Ninth Street
San Francisco, Ca. 94103

Dear Mr. Ferrigan,

Thanks so much for thinking of me for the
Flag Congress in San Francisco.


As I am directing and acting in "Dallas",
my schedule is totally filled. So,
although unable to attend, I send my best
wishes and thanks.

All my best,



Larry Hagman

Larry Hagman



SYMBOLIC FLAG: This Bermuda flag outside World Distributors on Par-la-Ville Road, Hamilton, after Hurricane Emily is a reflection of the Country, tattered, torn and still flying.

NEW MEMBERS

NAMES	ADDRESS	INTEREST IN FLAGS
James B. Lipinski Active	4524 N. Pegram St. Alexandria, VA 22304	Collecting replicas of historical North American flags. Writing history of each flag for public display.
Arthur M. Strauss Active	121 Kings Point Rd. East Hampton, NY 11937	Historical, US & foreign. Designed personal flag.
Barbara Herold Active	317 SW 19 Ave. Rochester, MN 55902	Design and display.
Lee I. Herold Active	Miracle Mile, Rochester, MN 55902	History and designs.

DALLAS BANK DISPLAYS HISTORIC FLAGS

by David Pawson

Customers and other visitors at Dallas' **Commercial National Bank** are treated to an unusual, but pleasant sight. On display in the lobby, halls, and executive offices of this institution are some twenty historical flags of the United States and Texas. These flags range from the better known Gadsden and Grand Union flags to the less widely recognized Gonzales and Doson flags.

Ranging in size from about twelve by eighteen inches to three by five feet, these flags were procured through Texas' **Gallery of the Republic** in Austin, and have been on display for a little over a year. The display is intended to be permanent, according to bank president **Fred S. Neumann**. Each flag is protected in its own frame and accompanied by an explanatory plaque. The flags themselves are "hand-made from pure silks and cottons that match the fabrics used over 150 years ago," according to the Gallery's brochures. The flags are reproduced as faithfully as possible, down to tears, bullet holes and burns.

Mr. Neumann ordered the display because "people don't know enough about our flags and what they stand for. They are a part of our roots, a very important part of our lives." Mr. Neumann feels that at least part of his own interest is generated by his family's long history of national service. "Every one of my people has served (his country). My great-great-grandfather was on Washington's staff at Valley Forge, and there's been an officer in the Army ever since. My grandfather was an officer in the Confederate Army." Mr. Neumann served during the Second World War.

The bank is pleased with the success of the display. Not only customers take an extra few minutes to read about the flags; history classes from local schools have been known to drop by. In fact, the bank welcomes anyone, customer or not, who wishes to stop in and look. The address is **1551 South Buckner Blvd., Dallas**.

EXECUTIVE BOARD

PRESIDENT

W. W. Ridgway
9133 Grant Ave.
Overland Park, KS 66212
913-381-0090

VICE-PRESIDENT

James Ferrigan
1047 Polk St.
San Francisco, CA 94109
415-474-3965

CORRESPONDING SECRETARY

Donald T. Healy
523 Centre St.
Trenton, NJ 08611-3017

RECORDING SECRETARY

Rich Kenny
4412 Masterson St.
Oakland, CA 94619
415-531-5170

TREASURER

Gustavo Tracchia
82-67 Austin St. #205
Kew Gardens, NY 11415
718-847-2616

CONSULTANTS

(Past NAVA Presidents)

Dr. Whitney Smith (1967-77)
Rev. D. Ralph Spence (1977-78)
Rev. John R. B. Szala (1978-80)
Robert S. Gauron (1980-81)
John M. Purcell (1981-83)
Grace R. Cooper (1983-86)
Doreen Braverman (1986-87)

1987-88 COMMITTEES

Nominating Committee (elected)

George Cahill, Chairman
Scot M. Guenter
Whitney Smith

Auditing Committee

Scott Bonfiglio, Chairman
David Cornish

Budget Committee

Nicholas Artimovich II

Membership Committee

Donald T. Healy, Chairman
Gus Tracchia
Whitney Smith

Program Committee

Jim Ferrigan, Chairman
NAVA 22
John R. B. Szala, Host
Lynn Knights, Co-Host

Public Relations

Joel Goldman, Chairman
David Pawson
Corinne Oats

Publications

Grace R. Cooper, Chairman,
NAVA News Editor
Tom Carrier
James Croft, Special Publications
Nick Artimovich II

Parliamentarian

Robert Coykendall

Historian

Mark Liss

Special Committee, FIAV Proposal

Doreen Braverman

EDITOR'S NOTES

SPECIAL NOTICE NAVA 22 will *not* meet in Newport, Rhode Island. Please see the President's column, "Woody's Words", on page 2. The date of the meeting will not change and full details of the new location will be given in the March/April Issue.

Thank you to all the contributors to NAVA News. We are receiving an increasing number of original articles. Remember, we can print line drawing at no additional expense. Whenever possible include some drawings. Articles that are typed 60 picas to the line and fifty to sixty lines to the article are the simplest to translate to the printed page. A flag drawing in a 2/1 proportion is equal to twelve lines of type. Keep up the good work.

As we go to Press . . . I just received a most exciting communiqué from member John A. Lowe, M.D. In Jack's own words, ". . . tell the membership to watch the TV show JEOPARDY on the night of March 9, 1988. I put in a good plug for vexillology and NAVA." He had just returned from taping the show. He also reported he had lots of fun and he "won lots of money!" Congratulations Jack. We will all be watching.

North American Vexillological Association
Oaks, PA 19456

Non-Profit Organization
U.S. Postage
PAID
Oaks, PA
Permit No. 9



MARK A. LISS D/B/A
HERITAGE FLAG CO.
P.O. BOX 31521
HOUSTON, TX 77231

NAVA NEWS EDITOR

Grace R. Cooper
Route 9 West, Box 43A
Great Cacapon, WV 25422
304-947-7622 813-778-3529